


23416 SE 216th Way Maple Valley

Reduced another \$60,000 Chalet Style on 2.58 Acres w/Shop

PROPERTY DETAILS



Listing Price: **\$429,950**

Listing Address: 23416 SE 216th Way
Maple Valley
WA 98038

Bedrooms: 3

Full Baths: 2

Partial Baths: 0

SQ FT: 3120

Lot Size: 2.58

Style: Chalet A-Frame

Garage: 6 Car

Heat Source: Gas

Schools: Tahoma

QR Code:

On a SmartPhone?
Scan the QR code
to see this listing



PROPERTY DESCRIPTION

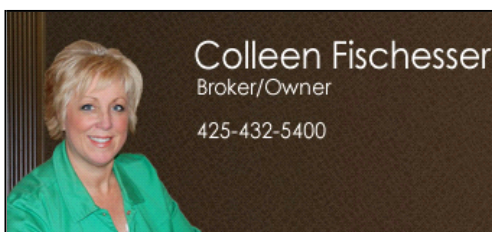
Work OR Play from home in this Chalet Style A-frame on park-like 2.58 acres on Taylor Creek. Home features Country Kitchen with wide-planked hardwood floors, Tongue & Groove vaulted Great Room ceiling with panoramic views of property. Master with Loft & balcony overlooking Great Room. Basement with large finished office (with external entry) & climate controlled wine cellar along with unfinished storage. 24x60 shop with carport & storage area. Covered parking for 6. Wired for security system, surround sound & cameras.

A Must See!

CONTACT INFORMATION




Colleen & Co.
RE/MAX Select Real Estate
colleenfish.com
21629 Maple Valley Hwy
Maple Valley WA 98038
425-432-5400
425-432-4417
colleenf@remax.net



Colleen Fischesser
Broker/Owner
425-432-5400

Colleen & Company
Service. Quality. Results



 **Equal Housing Opportunity**

